



Install the front cover to the motor case.
Make sure the index lines are aligned.



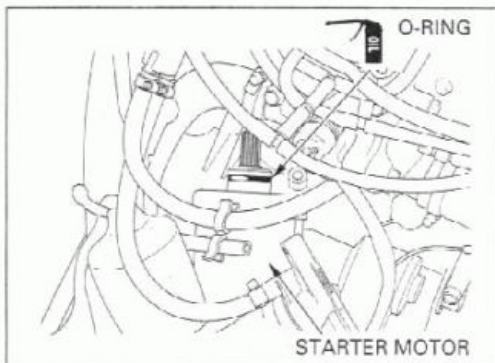
Install and tighten the case bolts securely.



INSTALLATION

Apply clean engine oil to the new O-ring.
Install a new O-ring onto the starter motor boss.

Install the starter motor into the crankcase.



Route the starter motor cable and ground cable.
Install the starter motor cables, then tighten the
mounting bolts and terminal nut securely.

CAUTION:

Be careful not to damage the water hose.

