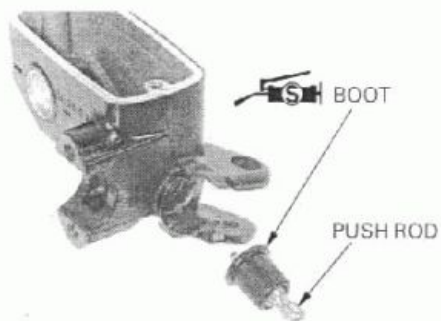



Apply silicone grease to the inside of the boot and master piston tip.
Install the boot.




Install the brake light switch and tighten the screw to the specified torque.

TORQUE: 1 N·m (0.12 kgf·m , 0.9 lbf·ft)



Apply silicone grease to the contact surface of the master piston, then install the brake lever assembly.



Install and tighten the pivot bolt to the specified torque.

TORQUE: 1 N·m (0.1 kgf·m , 0.7 lbf·ft)

Hold the pivot bolt and tighten the pivot nut to the specified torque.

TORQUE: 6 N·m (0.6 kgf·m , 4.3 lbf·ft)

