


DISASSEMBLY/INSPECTION

Remove the following:


- Drive chain slider
- Drive chain adjusters

Check the drive chain slider for wear or damage.

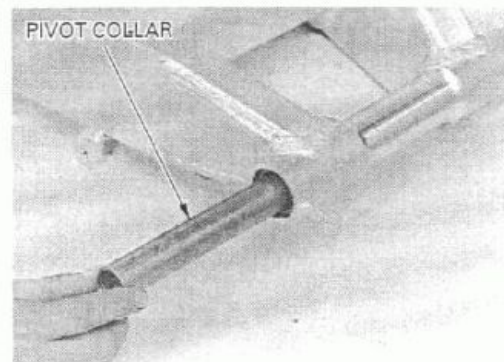


Remove the pivot collar B and dust seals from the swingarm pivot.

Check the dust seals and collar for damage or fatigue.



Remove the pivot collar.



Turn the inner race of right pivot bearings with your finger.

The bearings should turn smoothly and quietly. Also check that the bearing outer race fits tightly in the hub.

Remove and discard the bearings if the races do not turn smoothly and quietly, or if they fit loosely in the pivot.

