



INSTALLATION

Install the side collars.



Install the front wheel between the fork legs while aligning the left brake disc between the left brake caliper pads.

Apply thin layer of grease to the front axle surface. Install the front axle from the left side.




Hold the axle and tighten the axle bolt to the specified torque.

TORQUE: 59 N·m (6.0 kgf·m , 43 lbf·ft)

Tighten the right axle pinch bolts to the specified torque.

TORQUE: 22 N·m (2.2 kgf·m , 16 lbf·ft)



Install the left brake caliper and secondary master cylinder and reflector.

Install and tighten the new secondary master cylinder mounting bolts to the specified torque.

TORQUE: 31 N·m (3.2 kgf·m , 23 lbf·ft)

Install and tighten the new left brake caliper pivot bolt to the specified torque.

TORQUE: 31 N·m (3.2 kgf·m , 23 lbf·ft)

