


Apply a locking agent to the starter clutch outer mounting bolt threads.

Hold the flywheel with a flywheel holder, and tighten the starter clutch mounting torx bolts.

TOOL:


Flywheel holder 07725-0040000
(Equivalent commercially available in U.S.A.)

TORQUE: 16 N·m (1.6 kgf·m , 12 lbf·ft)




Install the starter driven gear into the one-way clutch.

Recheck the one-way clutch operation. You should be able to turn the driven gear counter-clockwise smoothly, but the gear should not turn clockwise.



FLYWHEEL INSTALLATION

Clean any oil from the crankshaft taper.
Install the woodruff key on the crankshaft.



Install the flywheel aligning the key way in the flywheel with the woodruff key on the crankshaft.

Apply oil to the flywheel bolt threads and seating surface.
Install the washer and flywheel bolt.

