


Remove the oil pump driven sprocket bolt/washer.
Remove the oil pump drive/driven sprocket and drive chain as an assembly.

Remove the clutch outer guide.



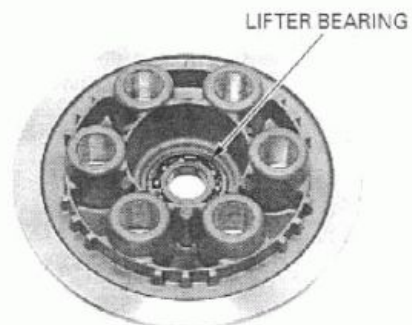
INSPECTION

Clutch lifter bearing

Turn the inner race of the lifter bearing with your finger.

The bearing should turn smoothly and freely without excessive play.

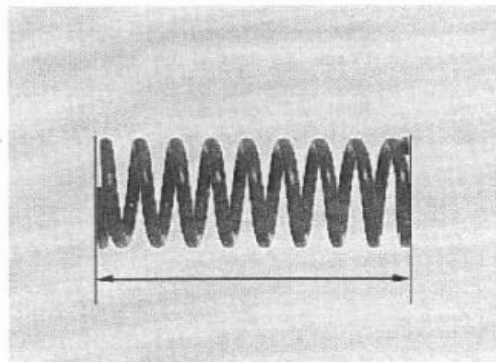
If necessary replace the bearing.



Clutch spring

Measure the clutch spring free length.

SERVICE LIMIT: 56.2 mm (2.21 in)



Clutch center

Check the grooves of the clutch center for damage of wear caused by the clutch plates.

Replace if necessary.

