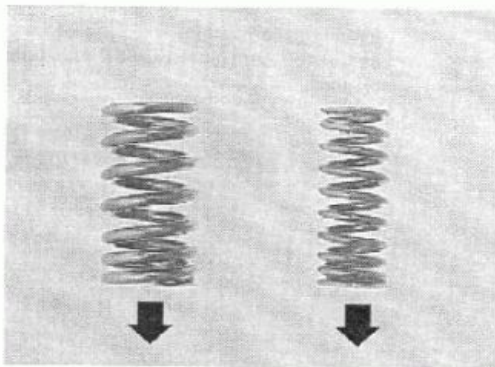


Install the valve springs with the tightly wound coils facing the combustion chamber.
Install the valve spring retainer.




Install the valve cotters using the special tool as shown.
To prevent loss of tension, do not compress the valve spring more than necessary.

TOOL:

Valve spring compressor 07757-0010000


Valve spring compressor attachment
07959-KM30101



Tap the valve stems gently with two plastic hammers as shown to seat the cotters firmly.

CAUTION:

Support the cylinder head above the work bench surface to prevent possible valve damage.



CYLINDER HEAD INSTALLATION

Install the timing sprocket by aligning the wide teeth between the crankshaft and sprocket.

