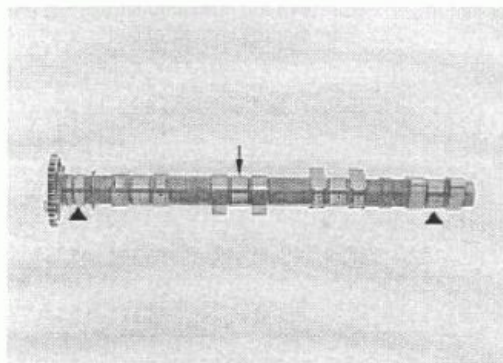


### CAMSHAFT RUNOUT

Support both ends of the camshaft with V-blocks and check the camshaft runout with a dial gauge.

**SERVICE LIMIT:** 0.05 mm (0.002 in)



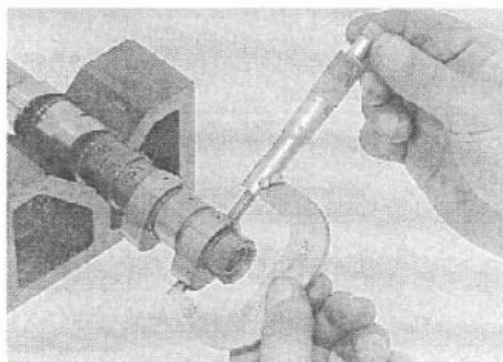
### CAM LOBE HEIGHT

Using a micrometer, measure each cam lobe height.

#### SERVICE LIMITS:


**IN:** 38.12 mm (1.501 in)

**EX:** 38.08 mm (1.499 in)



### CAMSHAFT OIL CLEARANCE

Wipe any oil from the journals of the camshaft, cylinder head and camshaft holders. Lay a strip of plastigauge lengthwise on top of each camshaft journal.



Install the camshaft holders and tighten the bolts in a crisscross pattern in 2-3 steps.

#### NOTE:

Do not rotate the camshaft when using plastigauge.

**TORQUE:** 12 N·m (1.2 kgf·m, 9 lbf·ft)

