


## CYLINDER HEAD COVER REMOVAL


Remove the air cleaner housing (page 5-65).  
Remove the spark plug caps (page 3-8).

Disconnect the PAIR control solenoid valve 2P natural connector.




Disconnect the crankcase breather hose.

Disconnect the PAIR control solenoid valve air suction hoses, then remove the PAIR control solenoid valve assembly.



Remove the throttle cable guide bracket mounting bolts.  
Disconnect the throttle cable ends from the throttle drum.



Remove the SH bolts and PAIR reed valve covers from the cylinder head.

