


Install the lower cowl brackets onto the oil pan bosses, tighten the bolts securely.

Install the radiator lower bracket onto the cylinder block, tighten the bolt securely.




Install the clutch slave cylinder (page 9-12).

Install the gearshift pedal aligning its slit with the punch mark on the gearshift spindle. Tighten the bolt securely.


Install the radiator (page 6-12) and connect the lower radiator hose and tighten the clamp screw.

Install the muffler/exhaust pipe (page 2-24). Connect the oil pipes (page 4-14).



Route the starter motor cable and ground cables. Tighten the starter motor cable nut and ground cable bolt.

Install the water joint to the cylinder block and tighten the bolts. Connect the air bleed hose and upper radiator hose to the thermostat housing cover.



Install the PAIR solenoid valve/hoses assembly into the frame. Connect the PAIR air hoses to the PAIR reed valve covers.

Install the spark plug caps.

