

Crank the engine with the starter motor, and measure the ignition pulse generator peak voltage at the ignition pulse generator 2P connector.




Connection: Yellow (+) – White/yellow (–)
Standard: 0.7 V minimum (20 °C/68 °F)

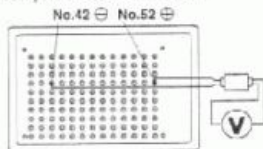
Out of range → • Faulty ignition pulse generator.

Normal

Disconnect the ignition pulse generator 2P connector.
 Disconnect the ECM connectors.
 Connect the test harness to ECM connectors.



Crank the engine with the starter motor, and measure the ignition pulse generator peak voltage at the test pin box terminals.

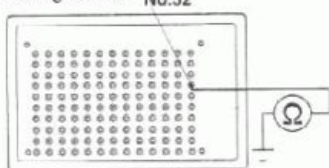


Connection: No. 52 (+) – No. 42 (–)
Standard: 0.7 V minimum (20 °C/68 °F)

Out of range → • Open circuit in White/yellow wire.
 • Open circuit in Yellow wire.

Normal

Check for continuity between the test pin box terminal and ground.



Connection: No. 52 – Ground
Standard: No continuity

Continuity → • Short circuit in Yellow wire.

No continuity → • Replace the ECM with a new one, and inspect it again