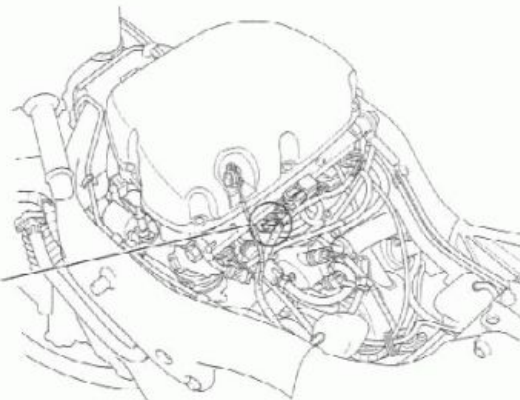
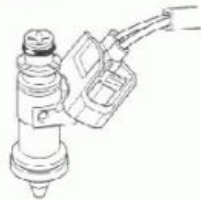


PGM-FI MALFUNCTION INDICATOR 13 BLINKS (NO. 2 INJECTOR)

Turn the ignition switch to "OFF".

Disconnect the No. 2 injector 2P connector. Check for loose or poor contact on the No. 2 injector 2P connector.



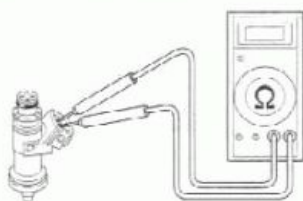
Connect the No. 2 injector 2P connector. Place the motorcycle on its side stand. Turn the ignition switch to "ON". Check that the malfunction indicator blinks.



Does not blink → • Loose or poor contacts on the No. 2 injector connector.

13 blinks

Turn the ignition switch to "OFF". Disconnect the No. 2 injector 2P connector and measure the resistance of the No. 2 injector.



Abnormal → • Faulty No. 2 injector.

Connection:

Black/white (+) — Pink/blue (-)

Standard: 13.0 14.4 k Ω (20 °C/68 °F)

Normal