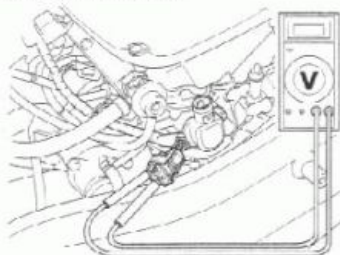


Measure the voltage at the TP sensor terminals of the wire harness side.



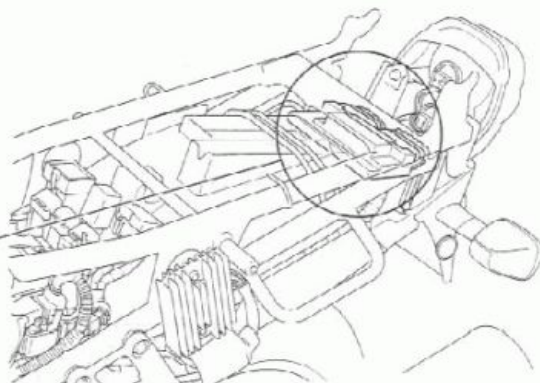
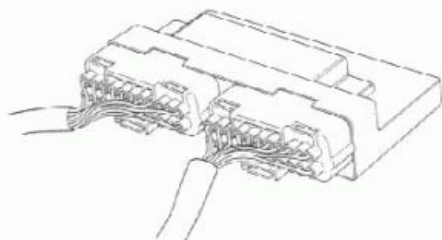
Connection: Yellow/red ( | ) Green/orange ( )  
Standard: 4.75–5.25 V

Out of range →

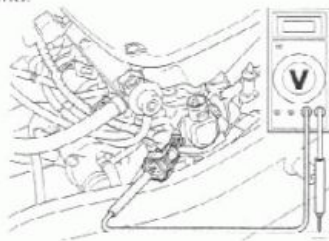
- Open or short circuit in Green/orange wire.
- Loose or poor contact on the ECM connectors.

Correct

Turn the ignition switch to "OFF".  
Disconnect the ECM 22P connectors.



Check for continuity between the TP sensor connector terminal of the wire harness side and ground.



Connection: Red/yellow (+)–Ground (–)  
Standard: No continuity

Continuity →

- Short circuit in Red/yellow wire.

No continuity