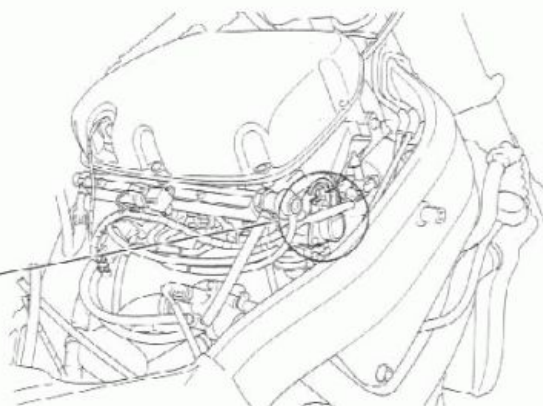
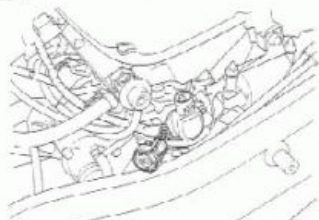


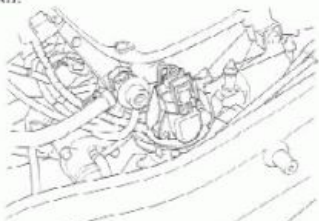
PGM-FI MALFUNCTION INDICATOR 8 BLINKS (TP SENSOR)

Turn the ignition switch to "OFF".

Disconnect the TP sensor 3P connector.
Check for loose or poor contact on the TP sensor connector.



Connect the TP sensor connector.
Place the motorcycle on its side stand.
Start the engine and check the malfunction indicator blinks.



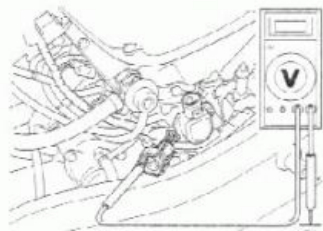
Does not blink

- Loose or poor contacts on the TP sensor connector.

8 blinks

Turn the ignition switch to "OFF".

Disconnect the TP sensor 3P connector.
Turn the ignition switch to "ON".
Measure the voltage between the wire harness side connector terminal and ground.



Connection: Yellow/red (+) - Ground (-)
Standard: 4.75 - 5.25 V

Out of range

- Open or short circuit in the Yellow/red wire.
- Loose or poor contact on the ECM connector.

Correct