





PGM-FI SELF-DIAGNOSIS MALFUNCTION INDICATOR FAILURE CODES

- The PGM-FI malfunction indicator denotes the failure codes (the number of blinks from 0 to 20). When the indicator lights for 1.3 seconds it is equivalent to 10 blinks. For example, a 1.3 second illumination and two blinks (0.5 second × 2) of the indicator equals 12 blinks. Follow code 12 on page 5-30.
- When more than one failure occurs, the malfunction indicator shows the blinks in the order of lowest number to highest number. For example, if the indicator blinks once, then two times, two failures have occurred. Follow codes 1 and 2 on page 5-12.

Number of PGM-FI malfunction indicator blinks	Causes	Symptoms (fail-safe contents)	Refer to page
0	 Stays lit <ul style="list-style-type: none"> • Open or short circuit at the input power line of the ECM • Faulty engine stop relay • Faulty engine stop switch • Faulty ignition switch • Faulty bank angle sensor • Faulty ECM • Blown main fuse B (30 A) • Blown engine stop fuse (10 A) • Blown fuel pump fuse (30 A) • Open circuit in engine stop switch ground wire • Engine stop switch in off position 	<ul style="list-style-type: none"> • Engine does not start 	—
	 No blinks <ul style="list-style-type: none"> • Blown malfunction indicator bulb • Open circuit in malfunction indicator ground wire • Open or short circuit in malfunction indicator wire • Faulty ECM 	<ul style="list-style-type: none"> • Engine operates normally 	—
	 Stays lit <ul style="list-style-type: none"> • Short circuit in the malfunction indicator wire • Short circuit in service check connector wire • Faulty ECM 	<ul style="list-style-type: none"> • Engine operates normally 	—
1	 Blinks <ul style="list-style-type: none"> • Loose or poor contacts on MAP sensor connector • Open or short circuit in MAP sensor wire • Faulty MAP sensor 	<ul style="list-style-type: none"> • Engine operates normally 	5-14
2	 Blinks <ul style="list-style-type: none"> • Loose or poor connection of the MAP sensor vacuum hose • Faulty MAP sensor 	<ul style="list-style-type: none"> • Engine operates normally 	5-16
7	 Blinks <ul style="list-style-type: none"> • Loose or poor contact on ECT sensor • Open or short circuit in ECT sensor wire • Faulty ECT sensor 	<ul style="list-style-type: none"> • Hard start at a low temperature (simulate using numerical values; 80 °C/176 °F) 	5-18
8	 Blinks <ul style="list-style-type: none"> • Loose or poor contact on TP sensor connector • Open or short circuit in TP sensor wire • Faulty TP sensor 	<ul style="list-style-type: none"> • Poor engine response when operating the throttle quickly (simulate using numerical values; Throttle opens 0°) 	5-20
9	 Blinks <ul style="list-style-type: none"> • Loose or poor contact on IAT sensor • Open or short circuit in IAT sensor wire • Faulty IAT sensor 	<ul style="list-style-type: none"> • Engine operates normally (simulate using numerical values; 20 °C/68 °F) 	5-24