



Remove the oil pump assembly bolt.



Remove the oil pump cover and dowel pins.


Remove the cooler pump outer rotor and inner rotor.

Remove the drive pin.



Remove the oil pump spacer and dowel pins.

Remove the thrust washer, drive pin, feed pump outer rotor and inner rotor from the oil pump body.



## INSPECTION

Temporarily install the oil pump shaft. Install the outer and inner rotors into the oil pump body.

Measure the tip clearance for the feed and cooler pump.

### SERVICE LIMITS:

Feed pump: 0.20 mm (0.008 in)

Cooler pump: 0.20 mm (0.008 in)

