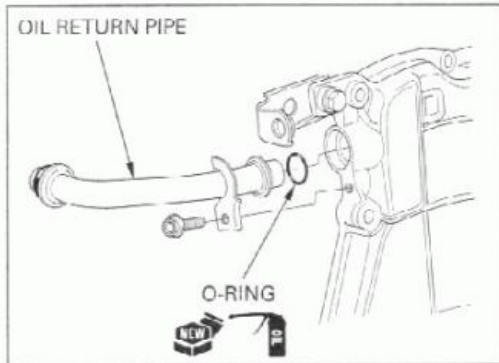
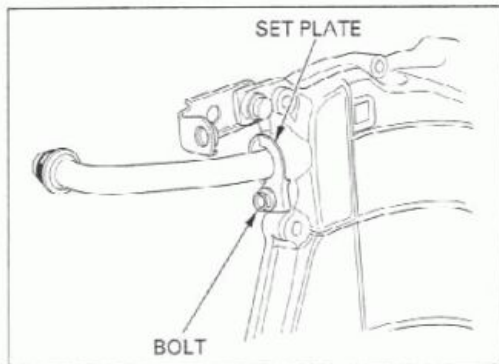


Install the new O rings onto the oil return pipe and install it into the oil pan.



Install the set plate and tighten the bolt to the specified torque.

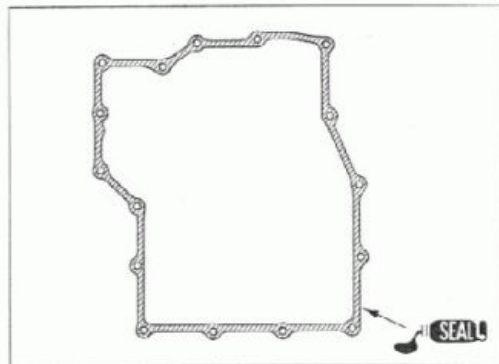
**TORQUE:** 12 N·m (1.2 kgf·m, 9 lbf·ft)



Clean the oil pan mating surface thoroughly. Apply Three Bond 1207B or an equivalent to the mating surface.

**CAUTION:**

*Do not apply sealant more than necessary.*



Apply oil to the new O-ring and install it onto the oil return pipe. Install the oil pan while aligning the oil return pipe with the hole in the lower crankcase.

