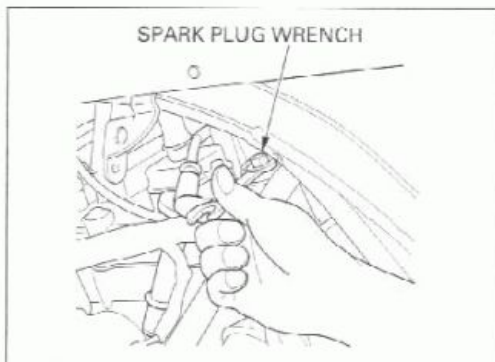



Reinstall the spark plug in the cylinder head and finger-tighten, then torque to specification.

TORQUE: 12 N·m (1.2 kgf·m , 9 lbf·ft)


If using a new plug, install as follows:
Install and finger-tighten the new spark plug, then tighten it about 1/2 turn after the sealing washer contacts the seat of the plug hole.



Install the spark plug caps.



Install the air guide by aligning its bosses with the oil cooler/radiator brackets.



Install the radiator/oil cooler assembly aligning the radiator grommets with the upper and lower brackets.

