




Disconnect the fan motor sub-harness 2P natural connector.
Remove the radiator upper mounting bolt.



Remove the radiator from the upper and lower brackets by moving it to the left, then move the radiator/oil cooler forward as an assembly.



Remove the exhaust pipe joint nuts.



Remove the following:

- Exhaust pipe mounting bolt/cap nut
- Washer
- Collar
- Exhaust pipe
- Exhaust pipe gaskets

