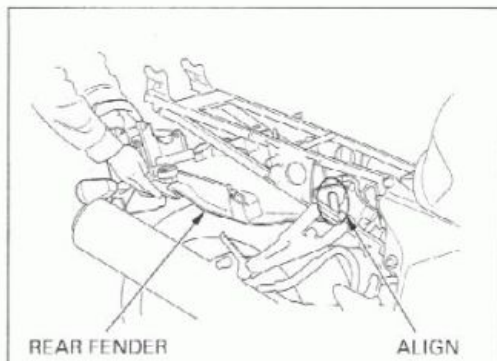


Install the rear fender into the seat rail, while aligning the front groove of the rear fender with the cross bar.

NOTE:


While installing the rear fender, route the wire harness properly (page 1-24).




Install the front end of the rear fender onto the rear shock absorber upper bracket bolt and radiator reserve tank.

CAUTION:

Be careful not to damage the harness guide of the rear fender.



Route the main wire harness into the harness guide of the rear fender.



Install the rear fender mounting collar, bolt and nut. Tighten the nuts while holding the bolts.

