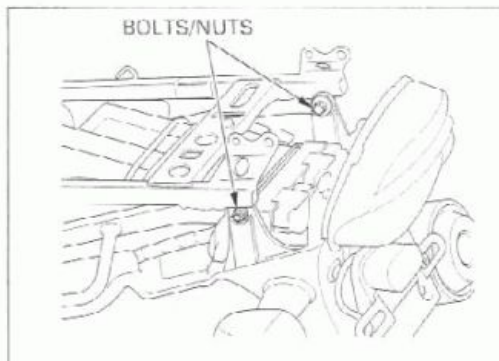



Remove the rear fender mounting bolts, nuts and collars.



Release the main wire harness from the rear fender harness guides.




Lift the rear end of the fuel tank.

Pull up the front end of the rear fender and release the rear fender from the rear shock absorber upper bracket bolt and radiator reserve tank.

CAUTION:

Be careful not to damage the harness guide of the rear fender.



Release the rear fender from the seat rail, then remove it backward.

