


Loosen the rearview mirror socket bolts.


SOCKET BOLTS/WASHERS



Remove the windscreen mounting bolts. Slightly pulling up the upper cowl, remove the windscreen by lifting out one side of the windscreen and sliding it out to the side.

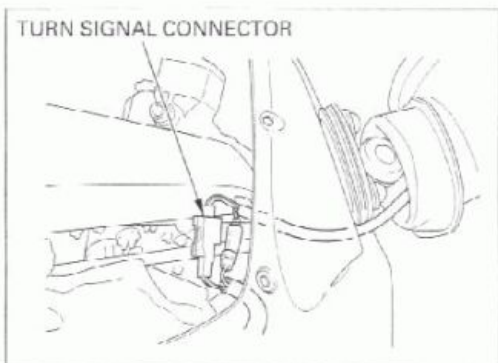
Remove the collars and special nuts from the windscreen.

WINDSCREEN



Disconnect the front turn signal connectors.

TURN SIGNAL CONNECTOR



Remove the following:

- Socket bolts
- Rearview mirror
- Mirror plate
- Rubber cushion

SOCKET BOLTS/WASHERS

