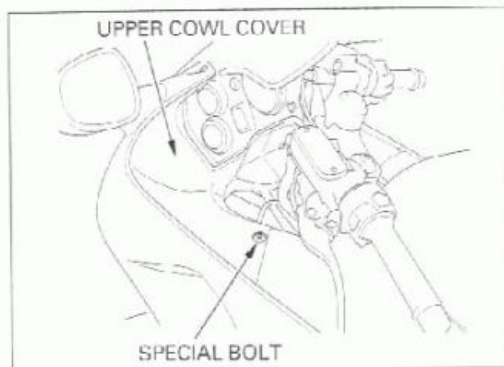


Install the both upper cowl cover.

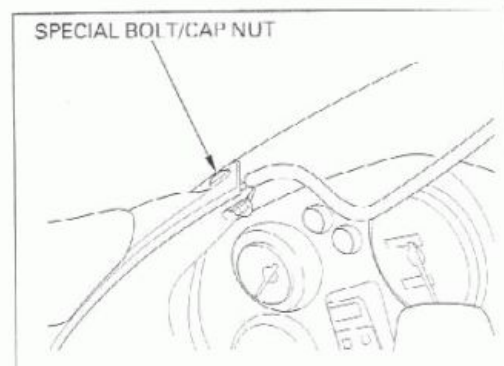
**NOTE:**

Align the upper cowl covers with the meter panel bosses.

Temporarily install the special bolts.

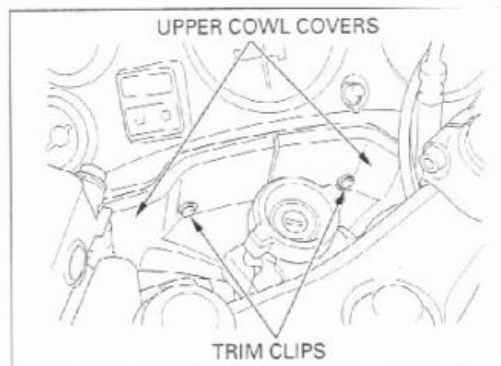


Install the upper ends of the windscreen special bolts/nuts.



Install the trim clips.

Tighten the cap nuts while holding the special bolts.  
Tighten the special bolts.



## UPPER COWL

### REMOVAL

Remove the following:

- Inner panel (page 2-5)
- Upper cowl cover (page 2-5)

Remove the rearview mirror pivot boot.

