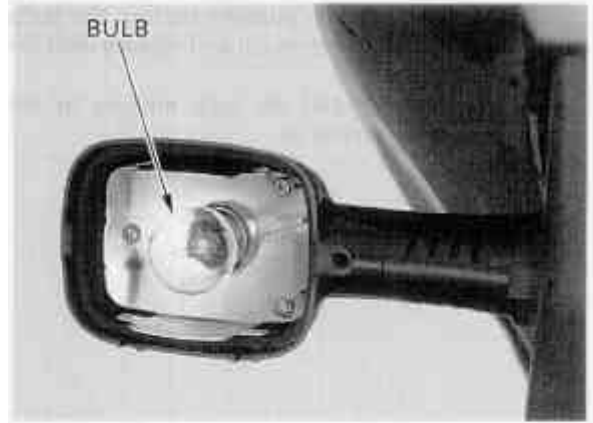


While pushing in, turn the bulb counterclockwise to remove it and replace with a new one.

Install the front turn signal in the reverse order of removal.




REMOVAL/INSTALLATION

For front turn signal unit removal, refer to rearview mirror removal (page 2-8).

For rear turn signal removal, remove the seat (page 2-2).


Disconnect the turn signal connectors.



Remove the nut and setting plate.
Release the turn signal wire and remove the turn signal unit.

Route the turn signal wire properly (page 1-24).

Install the turn signal unit in the reverse order of removal.



TAIL/BRAKE LIGHT

BULB REPLACEMENT

Remove the seat (page 2-2).

Turn the tail/brake light socket counterclockwise, then remove the bulb sockets.

