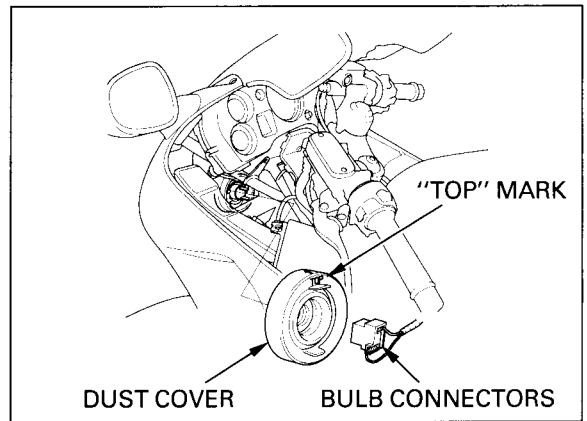


Install the dust cover tightly against the headlight with its "TOP" mark facing up.

Connect the headlight sockets.




## REMOVAL/INSTALLATION

Remove the upper cowl (page 2-8).

Remove the four bolts and headlight unit.


Installation is in the reverse order of removal.



## POSITION LIGHT

### BULB REPLACEMENT

Remove the position light bulb cover.



Pull out the position light bulb socket, and replace the bulb with a new one.

Install the position light bulb in the reverse order of removal.

