



CLUTCH/GEARSHIFT LINKAGE

Pull the gearshift spindle assembly and thrust washer out of the crankcase.



Remove the following:


- Stopper arm bolt
- Stopper arm
- Return spring
- Washer
- Dowel pins
- Socket bolt
- Gearshift cam



GEARSHIFT LINKAGE INSPECTION

Check the gearshift spindle for wear, damage or bending

Check the return spring for fatigue or damage.



SHIFT DRUM/SHIFT FORK REMOVAL

Remove the following:

- Gearshift linkage (page 9-21)
- Oil pan (page 4-4)

Remove the bolts and shift drum bearing set plates.

