



CYLINDER HEAD COVER ASSEMBLY

Install the new gasket and crankcase breather separator to the cylinder head cover.




Apply a locking agent to the crankcase breather separator mounting bolt threads. Tighten the bolts to the specified torque.

TORQUE: 12 N·m (1.2 kgf·m , 9 lbf·ft)



Install the PAIR check valves into the cylinder head cover.



CYLINDER HEAD COVER INSTALLATION

Install the cylinder head packing into the groove of the cylinder head cover.

