


## FUEL FILTER REPLACEMENT

Disconnect the fuel tubes from the fuel filter.  
Remove the screws and fuel filter.

Install the fuel filter in the reverse order of removal.

**NOTE:**

Note the direction of the fuel filter.




## INSTALLATION

Place a new packing onto the fuel tank.

**NOTE:**

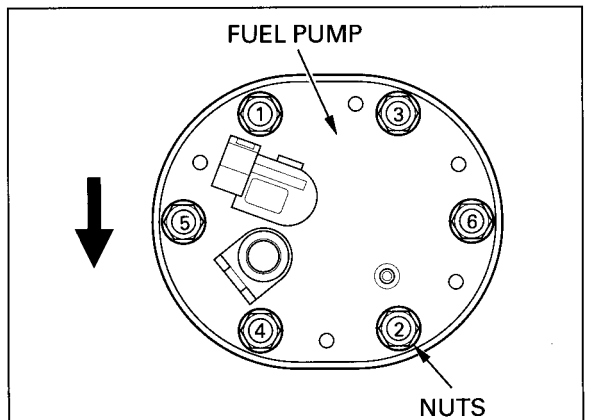
Always replace packing with a new one.

Install the fuel pump being careful not to damage the fuel pump wire.



Install and tighten the fuel pump mounting nuts in the sequence shown.

**TORQUE:** 12 N·m (1.2 kgf·m , 9 lbf·ft)



## FUEL CUT RELAY

### INSPECTION

Remove the seat (page 2-2).

Disconnect the fuel cut relay 4P connector, remove the fuel cut relay.

