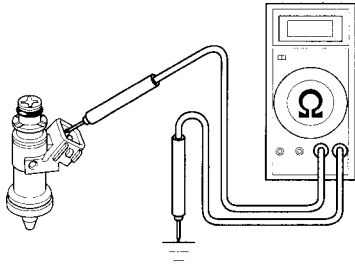


FUEL SYSTEM (Programmed Fuel Injection)

Check for continuity between the No. 4 injector and ground.

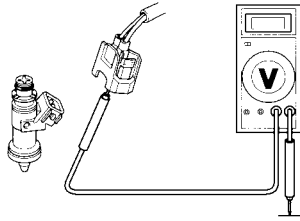


Connection:
Black/White (+) – Ground (-)
Standard: No continuity

Continuity → • Faulty No. 4 injector

No continuity

Turn the ignition switch ON.
Measure the voltage between the No. 4 injector connector of the wire harness side and ground.

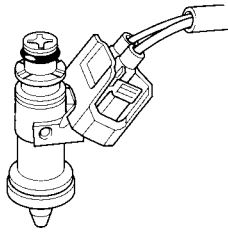


Connection:
Black/White (+) – Ground (-)
Standard: Battery voltage

Out of range → • Open or short circuit in Black/White wire

Voltage exists

Turn the ignition switch OFF.
Connect the No. 4 injector connector.



Disconnect the ECM connectors.
Connect the test harness and test pin box to the wire harness connectors.

