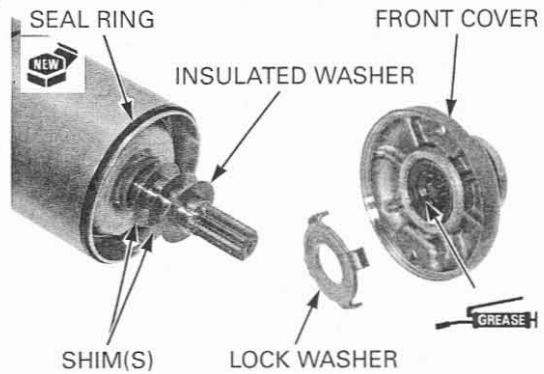


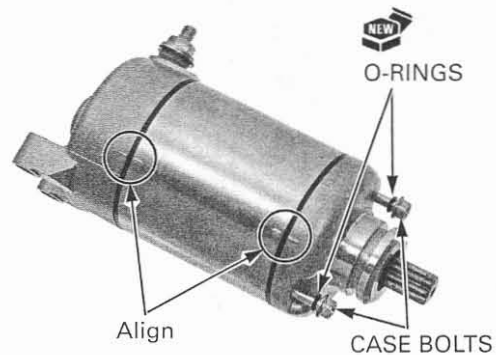
## ELECTRIC STARTER

*Install the shims properly as noted during removal.*

Install the shim(s) and insulated washer onto the armature shaft.  
Install a new seal ring onto the motor case.  
Apply grease to the oil seal lip and needle bearing in the front cover.  
Install the lock washer to the front cover with the lock washer tabs facing to the front cover, and install them onto the armature shaft.




Make sure the index lines are aligned.  
Install the new O-rings onto the motor case bolts.  
Install and tighten the case bolts securely.



### INSTALLATION

Coat a new O-ring with oil and install it into the starter motor groove.  
Install the starter motor into the crankcase.



Route the starter motor cable and ground cable properly (page 1-24).

Install the ground cable and mounting bolts, and tighten the bolts securely.

