


STEERING DAMPER


REMOVAL/INSTALLATION

Remove the top shelter (page 3-16).


Remove the bolts and steering damper top cover.



Remove the bolts and steering linkage cover.



Remove the second arm bolt/washers, three mounting bolts and steering damper unit.



Disconnect the 2P (Black) connector from the steering damper unit.

