


If the gearshift pedal has been removed, install the washer, gearshift pedal and pivot bolt onto the frame.

Tighten the pivot bolt to the specified torque.

TORQUE: 26 N·m (2.7 kgf·m, 20 lbf·ft)



TRANSMISSION

REMOVAL

Remove the following:


- Right crankcase cover (page 10-15)
- Clutch (page 10-16)
- Oil pump drive sprocket/chain/driven sprocket (page 10-19)
- Drive sprocket (page 12-7)

Replace the transmission bearing holder and crankcase as a set.


Remove the transmission bearing holder mounting bolts.

Be careful not to fall the oil orifice into the crankcase.

Pull out the bearing holder/transmission assembly from the crankcase.



Remove the dowel pins and oil orifice.



DISASSEMBLY

Remove the shift fork shafts and shift forks.

