



GEARSHIFT SPINDLE**REMOVAL**


Remove the pinch bolt and disconnect the gear shift arm from the gear shift spindle.



Remove the clutch slave cylinder (page 10-13).
Remove the bolts and left crankcase rear cover.



Remove the gasket, guide plate and dowel pins.



Loosen the rear axle nut.
Turn the drive chain adjusting bolts make the drive chain slack fully.

Remove the drive sprocket special bolt, washer and drive sprocket.

