


## ALTERNATOR

Remove the flywheel using the special tool.

**TOOL:**

Rotor puller


07733-0020001 or  
07933-3950000  
(U.S.A. only)




## INSTALLATION

Clean any oil from the crankshaft taper.

Install the flywheel.



Apply oil to the flywheel bolt threads and seating surface.  
Install the washer and flywheel bolt.



Hold the flywheel using the special tool, then tighten the bolt to the specified torque.

**TOOL:**

Flywheel holder

070MB-MELC100

**TORQUE:** 103 N·m (10.5 kgf·m, 76 lbf·ft)

