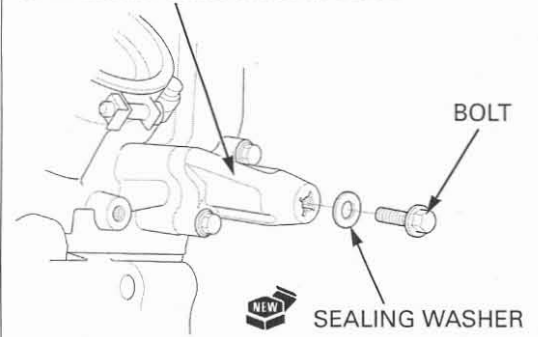
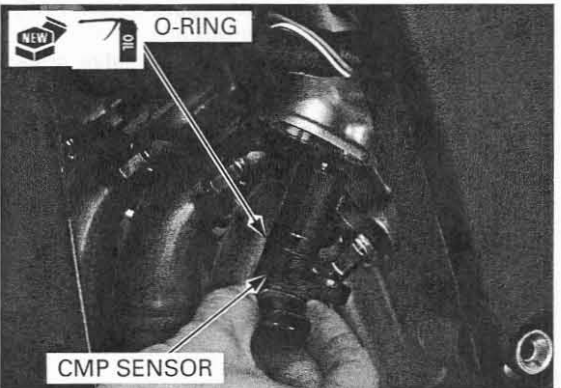


Install a new sealing washer and tighten the sealing bolt.  
 Recheck the valve timing.


CAM CHAIN TENSIONER LIFTER



Apply oil to a new O-ring, and install it onto the CMP sensor.  
 Install the CMP sensor into the cylinder head.



Install and tighten the mounting bolt securely.  
 Connect the CMP sensor 2P (Black) connector.  
 Install the cylinder head cover (page 9-32).



### CYLINDER HEAD COVER ASSEMBLY

Install the PAIR check valve port plates into the cylinder head cover.

