



## CYLINDER HEAD/VALVES

Install a new O-ring into the groove of the insulator.  
Install the insulator onto the cylinder head.




Install and tighten the insulator mounting socket bolts to the specified torque.

**TORQUE: 12 N·m (1.2 kgf·m, 9 lbf·ft)**



## CYLINDER HEAD INSTALLATION

Install the timing sprocket by aligning the wide splines between the crankshaft and sprocket.



Install the cam chain.

