


Remove the camshaft holders and measure the width of each plastigauge.
The widest thickness determines the oil clearance.

SERVICE LIMIT: 0.10 mm (0.004 in)

When the service limits are exceeded, replace the camshaft and recheck the oil clearance.
Replace the cylinder head and camshaft holders as a set if the clearance still exceeds the service limit.




CYLINDER HEAD REMOVAL

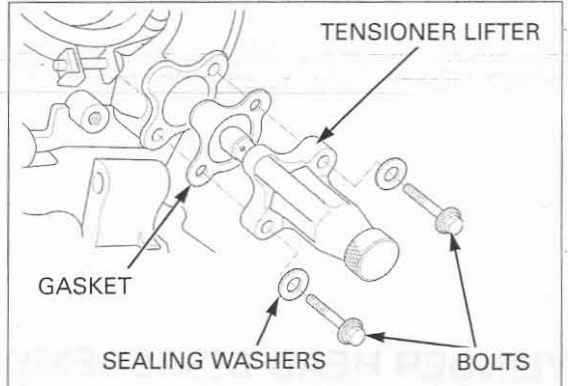
Remove the engine from the frame (page 8-4).
Remove the camshafts (page 9-8).

Remove the bolts, thermostat housing and O-ring.

Tilt the engine and drain the coolant from the cylinder head and cylinder.



Remove the bolts, sealing washers, cam chain tensioner lifter and gasket.



Remove the two 6 mm bolts.
Remove the ten 9 mm bolts/washers.
Remove the cylinder head.

Loosen the 9 mm bolts in a criss-cross pattern in two or three steps.

