


ENGINE REMOVAL/INSTALLATION

Remove the rear engine hanger lock nut using the special tool.

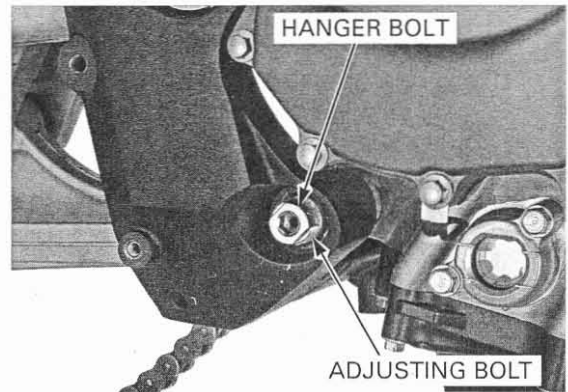
TOOL:

Lock nut wrench, 20 mm


07VMA-MBB0100 or
07VMA-MBB0101



Turn the engine hanger adjusting bolt counterclockwise fully by loosening the rear engine hanger bolt.



Remove the rear upper engine hanger nut while holding the hanger bolt.



Loosen the rear upper engine hanger adjusting bolt lock nut using the special tool.

TOOL:

Lock nut wrench, 20 mm

07VMA-MBB0100 or
07VMA-MBB0101

