


ENGINE REMOVAL/INSTALLATION


Disconnect the following connectors:

- Crankshaft position sensor 2P (Red) connector
- Rear brake light switch 2P (Black) connector
- Ignition coil sub-harness 5P (Natural) connector


Remove the ignition coil sub-harness 5P (Natural) connector from the stay.



Remove the rear brake light switch wire from the clamps on the right crankcase cover.



Remove the pinch bolt and disconnect the gear shift arm from the gearshift spindle.



Remove the bolt, washer, wave washer and gear shift pedal assembly.

