




Disconnect the fan motor 2P (Black) connector.



Remove the radiator lower mounting bolt.



Remove the radiator upper mounting bolt and washer.



*Be careful not to damage the radiator fins.* Move the radiator assembly to the right and release the radiator upper grommet from the bracket boss, then remove the radiator assembly.

