



## FUEL SYSTEM (Programmed Fuel Injection)


Remove the servomotor mounting bolt and pull out the servomotor from the bracket.



Disconnect the EGCV control cables from the servomotor pulley, then remove the servomotor.



Remove the bolt and servomotor bracket.



### INSPECTION

Connect the 12 V battery to the servomotor 6P (Natural) connector terminals and check that the motor operation.

**Connection: Red (+) – Blue (-)**

If the servomotor does not turn, replace the servomotor with a new one.

