



Install the thermal valve shaft joint piece to the thermal valve link arm.



Tighten the thermal valve mounting screws to the specified torque.

**TORQUE: 4.9 N·m (0.5 kgf·m, 3.6 lbf·ft)**




## IDLE AIR CONTROL (IAC) VALVE

### DISASSEMBLY

Remove the throttle body (page 6-47).  
Remove the fuel rail and primary injectors (page 6-55).

Turn each IAC valve adjusting screw in, recording the number of turns until it seats lightly.



### No.1/2 IAC valve:

Remove the IAC valve arm screws and IAC valve arm.  
Remove the screw and IAC valve arm.

