




Install the radiator lower bracket to the engine and tighten the bolt.



Install and tighten the radiator lower mounting bolt.



Connect the fan motor 2P (Black) connector.



Install and tighten the radiator reserve tank mounting bolt and filler neck mounting bolt.

Install the following:

- Top shelter (page 3-16)
- Under cowls/middle cowls (page 3-7)
- Rear fender A (page 3-27)
- Rear seat cowl (page 3-5)

