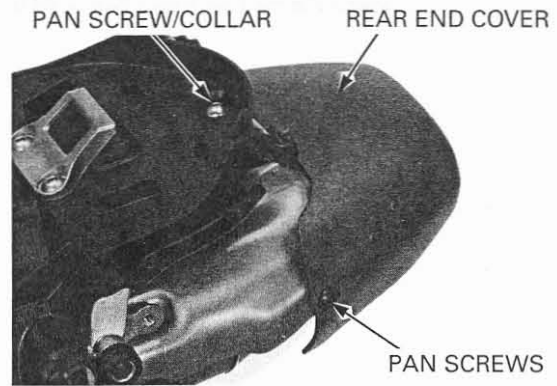



FRAME/BODY PANELS/EXHAUST SYSTEM


Remove the pan screws, muffler rear end cover and collar.



Remove the bolts and exhaust valve cover.



Bend the lock tab and remove the nut from the pulley.
Remove the pulley from the shaft.
Loosen the cable adjuster lock nut and remove the exhaust valve control cables from the pulley.



Remove the muffler front mounting bolt and collar.

