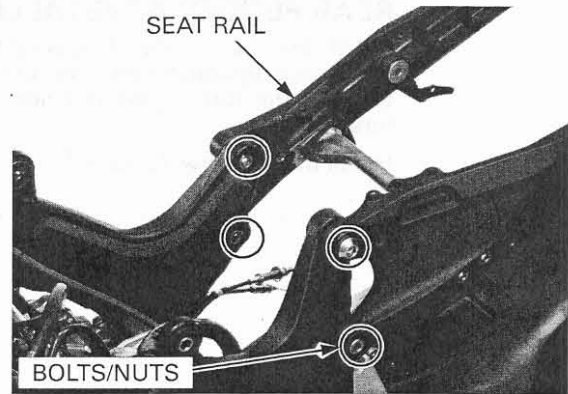



## FRAME/BODY PANELS/EXHAUST SYSTEM

Remove the seat rail mounting special bolts and nuts, then remove the seat rail assembly.




### DISASSEMBLY/ASSEMBLY

Remove the socket bolts and seat rail brace.



Remove the seat rail assembly bolts/nuts, then separate the right and left seat rail.



Replace the seat rail as an assembly. Assemble the seat rail by installing the seat rail assembly flange bolts/nuts.

