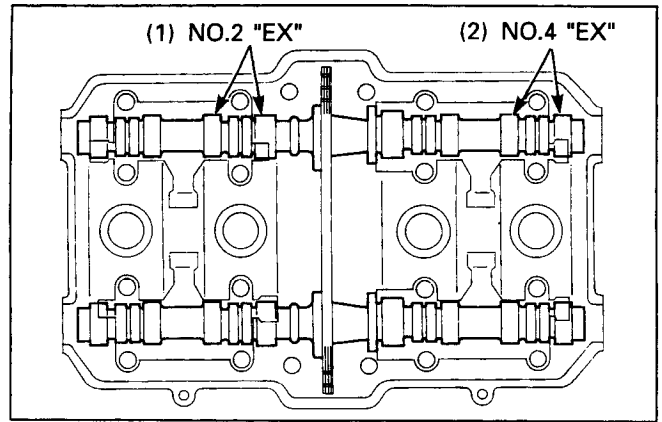
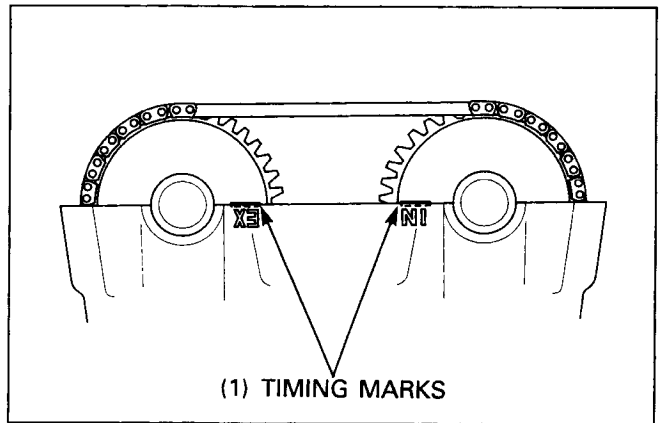


Check the valve clearance for the No.2 and No.4 cylinder exhaust valves using a feeler gauge.

Valve clearance : EX: 0.18 ± 0.02 mm (0.007 ± 0.001 in)

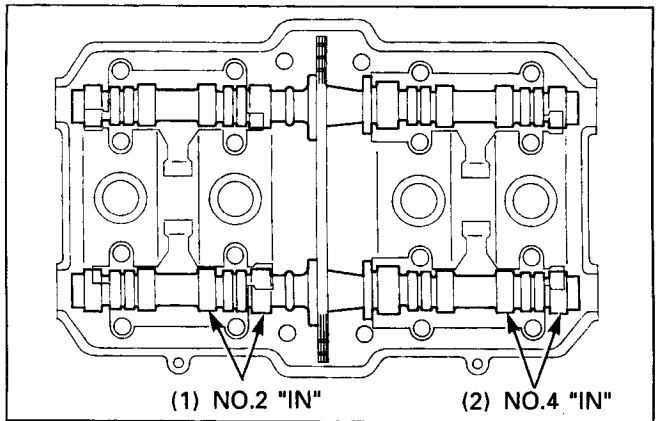


Turn the crankshaft counterclockwise 1/2 turn, align the timing marks on the cam sprockets are facing inward and flush with the cylinder head surface.



Check the valve clearance for the No.2 and No.4 cylinder intake valves using a feeler gauge.

Valve clearance: IN: 0.10 ± 0.02 mm (0.004 ± 0.001 in)



Turn the crankshaft counterclockwise 1/2 turn, align the Index mark on the ignition pulse generator with the "T" mark on the crankcase.

