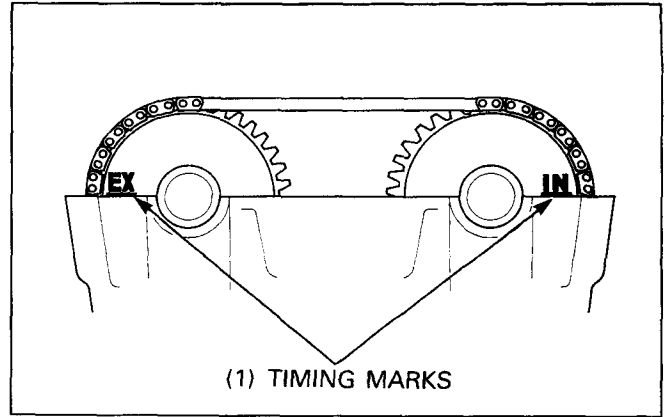


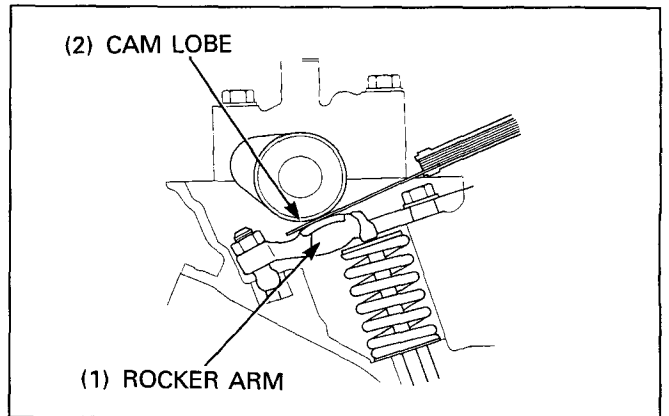
## Maintenance

The timing marks ("IN" and "EX") on the cam sprockets must be flush with the cylinder head surface and facing outward as shown.

If the timing marks on the cam sprockets are facing inward, turn the crankshaft clockwise one full turn and realign the timing marks with the cylinder head surface so they are facing outward.

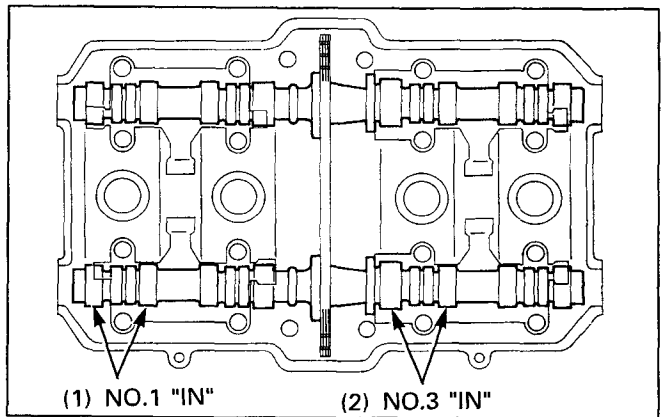


Insert the feeler gauge between the rocker arm slipper surface and the cam lobe.



Check the valve clearance for the No.1 and No.3 cylinder intake valves using the feeler gauge.

**Valve clearance : IN:  $0.10 \pm 0.02$  mm ( $0.004 \pm 0.001$  in)**



Rotate the crankshaft counterclockwise 1/2 turn, align the index mark on the ignition pulse generator with the "T" mark on the crankcase.

