

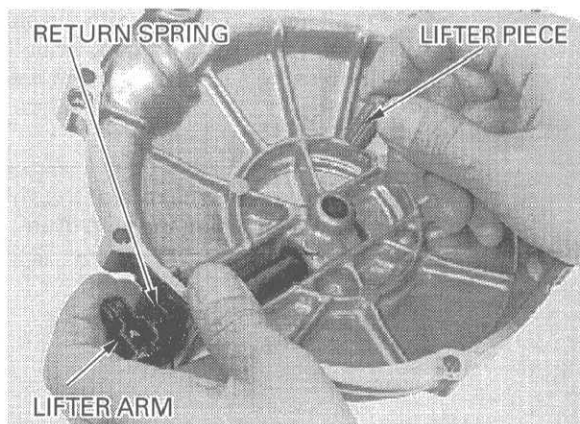
RIGHT CRANKCASE COVER INSTALLATION

Install the following:

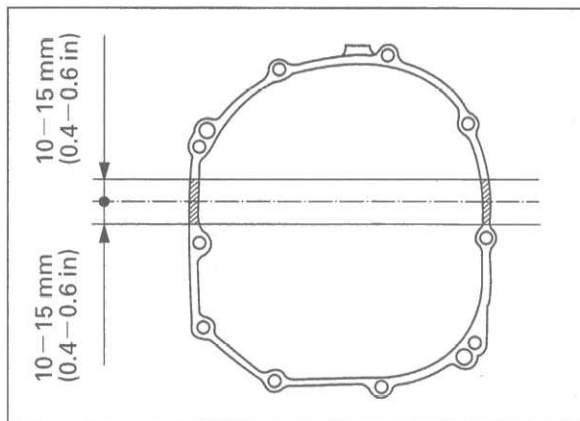
- Dust seal
- Washer
- Return spring
- Clutch lifter arm

NOTE:


Hook the return spring end onto the right crankcase cover.



Apply a sealant to the mating surfaces of the crankcase as shown.



Install the dowel pins and new gasket.



Install the right crankcase cover.

Connect the clutch cable to the clutch lifter arm and set the bracket, then install and tighten the right crankcase cover bolts.

Pour the recommended engine oil (page 3-12).

