


Install the dowel pin onto the shift drum.
Install the gearshift cam while holding the stopper arm using a screwdriver as shown.


NOTE:

Align the large cut out of the shift drum center with the dowel pin on the shift drum.

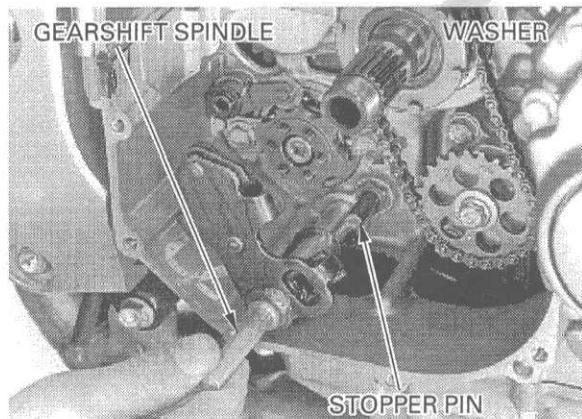


Apply a locking agent to the shift drum center socket bolt threads.
Install and tighten the center bolt to the specified torque.

TORQUE: 23 N·m (2.3 kgf·m , 17 lbf·ft)



Install the thrust washer and gearshift spindle assembly into the crankcase while aligning the spring ends with the crankcase stopper pin.



Install the gearshift pedal link aligning its slit with the punch mark on the gearshift spindle.
Install and tighten the pinch bolt to the specified torque.

TORQUE: 20 N·m (2.0 kgf·m , 14 lbf·ft)

Install the following:

- Clutch assembly (page 9-8)
- Right crankcase cover (page 9-14)

