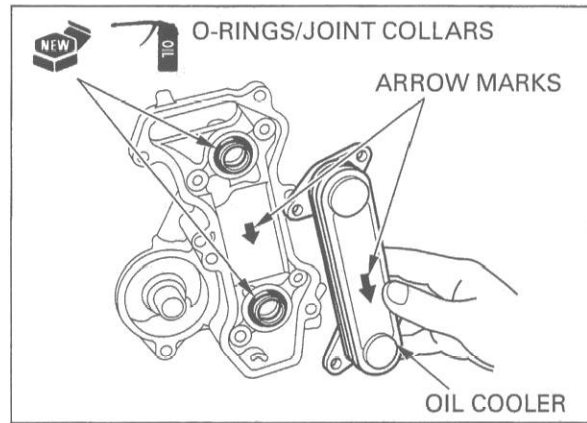
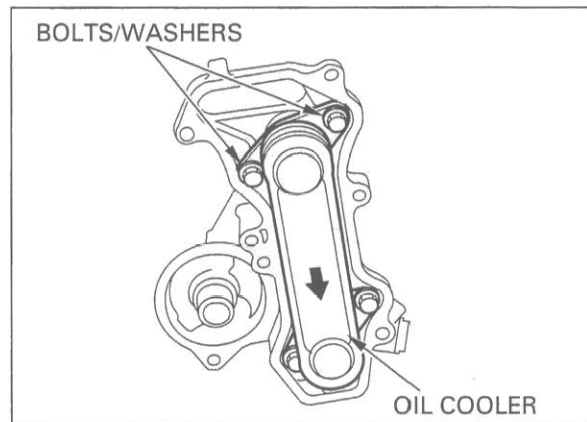


LUBRICATION SYSTEM

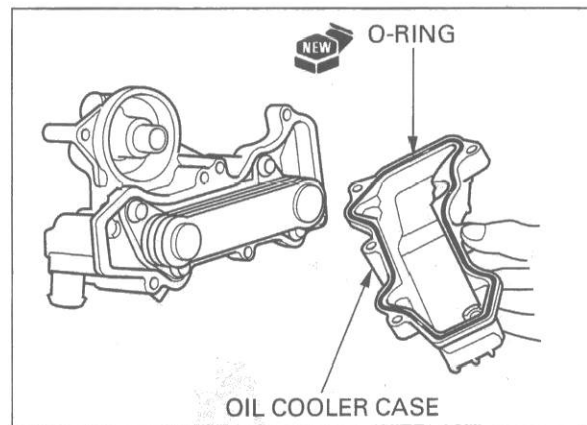
Install the joint collars into the oil cooler base holes. Apply clean engine oil to the new O-rings and install them into the oil cooler base. Install the oil cooler with its arrow mark facing down.



Install the washers and bolts, tighten the bolts securely.



Apply oil to the new O-ring and install it into the groove of the oil cooler case.



Assemble the oil cooler case and oil cooler base, then install the sealing washer and bolts. Tighten the bolts securely.

